



# ENGINE CONTROL UNIT C5



## Description

CRMT owns **an open programmable ECU** able to fit with all types of machineries (vehicle, on-road machines, off-road, power generator). Our access to his program allows a tailor-made response.

A hydrogen engine software architecture has been developed with **water injection**.

Equipped with injectors Peak & Hold outputs he can command other injectors directly as well as by using a driver.

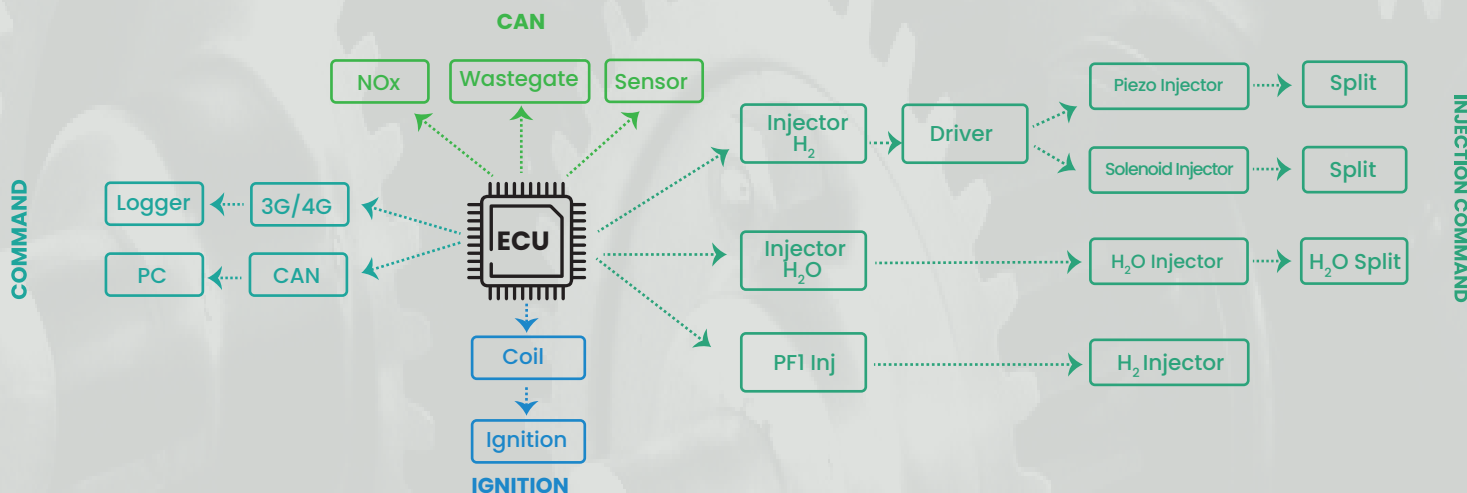
**A programmable CAN line** allows interfaces with other components like (actuator, sensor, wastegate...)

Depending on the need, **a double ignition or injection split** can be developed and activated/disabled during engine tests.

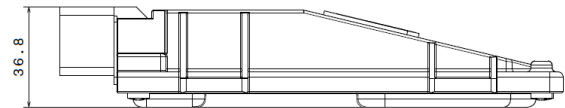
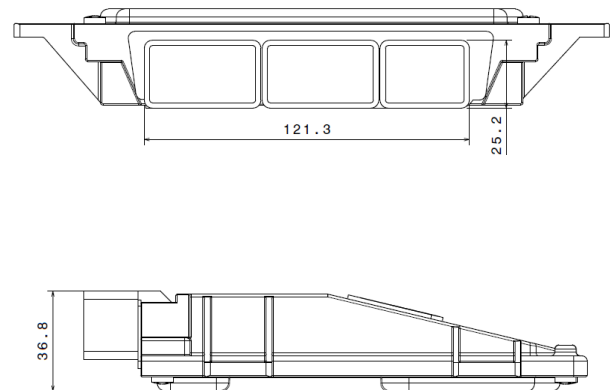
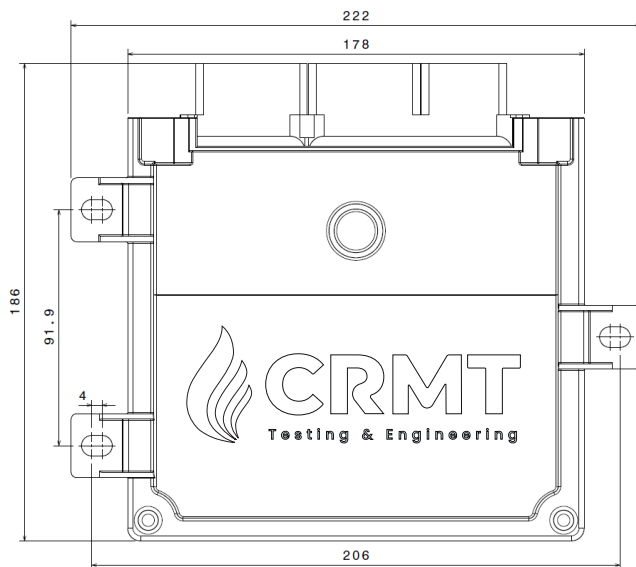
C5 allows indifferently **a direct ignition command or a by passing** through a driver.

**Lambda control** can be done with large-band or on/off lambda sensor.

## Example of ECU architecture



# Technical specifications



## COMMUNICATIONS

CAN Line	2
----------	---

## DIGITAL OUTPUTS

Digital Output - Low side	16
Digital Output - High side	3
Digital Output - Ignition	6 logic or 6 high current
Digital Output - Injection	6 Peak & Hold

## ANALOG INPUTS

Analog Input (pull up)	6
Pedal Position Input	2
NTC SENSOR INPUT	4
Throttle Position Input	2
Lambda Sensor Input	2
Knock sensor Input	2
UEGO Controller Input	1

## GENERAL CHARACTERISTICS

Dimensions (APPROX)	210X185X41mm
Power supply	12V/24V
Connections type	MOLEX

## CORE

Main CPU	1
Safety CPU	1
RAM	64Kbytes
FLASH	1Mbytes

## GAS COMPATIBILITY

Hydrogen	YES
Ethanol	YES
Methane	YES
Gasoline	YES

## ECU POSSIBILITIES EXAMPLE

Split Injection	YES
Split Ignition Spark	YES
Piezo Driver Command	YES
Driver Command	DI/Piezo...
Master-Slave architecture	YES

## DIGITAL INPUTS

Digital Inputs-VR/Hall (crank and CAM)	hardware selectable 2
Digital Inputs-HE/SW	11